

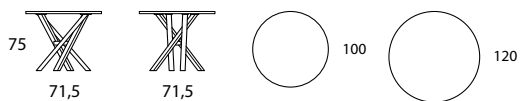
SHANGAI ROUND e SQUARE

Piano CERAMICA/LEGNO

Design by Riflessi Lab - 2021



 FISSO E ALLUNGABILE

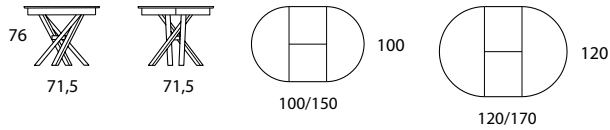


Piano CERAMICA **ROUND FISSO**

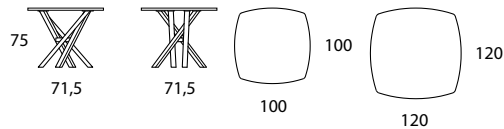
Dimensioni P x L x H - cm	imballo	codice	
Ø 100 H 75 sp.12	56 Kg-m ³ 0,21	T373	
Ø 120 H 75 sp.12	69 Kg-m ³ 0,26	T374	

Piano LEGNO **ROUND FISSO**

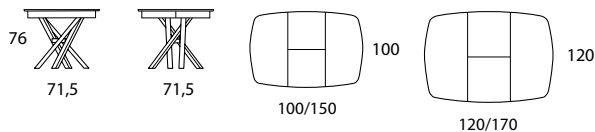
Dimensioni P x L x H - cm	imballo	codice	
Ø 100 H 75 sp.12	56 Kg-m ³ 0,21	T611	
Ø 120 H 75 sp.12	69 Kg-m ³ 0,26	T612	



Piano CERAMICA ROUND ALLUNGABILE				
Dimensioni P x L x H - cm	imballo	codice		
Ø 100 x 100/150 H 76	65 Kg-m ³ 0,28	T052		
Ø 120 x 120/170 H 76	75 Kg-m ³ 0,30	T053		
Piano LEGNO ROUND ALLUNGABILE				
Dimensioni P x L x H - cm	imballo	codice		
Ø100/150 x 100 H 76	65 Kg-m ³ 0,28	T058		
Ø120/170 x 120 H 76	69 Kg-m ³ 0,26	T059		



Piano CERAMICA SQUARE FISSO				
Dimensioni P x L x H - cm	imballo	codice		
100 x 100 H 75 sp. 12	66 Kg-m ³ 0,21	T377		
120 x 120 H 75 sp. 12	79 Kg-m ³ 0,26	T378		
Piano LEGNO SQUARE FISSO				
Dimensioni P x L x H - cm	imballo	codice		
100 x 100 H 75 sp. 12	66 Kg-m ³ 0,21	T613		
120 x 120 H 75 sp. 12	79 Kg-m ³ 0,26	T614		



Piano CERAMICA SQUARE ALLUNGABILE				
Dimensioni P x L x H - cm	imballo	codice		
100 x 100/150 H 76	71 Kg-m ³ 0,28	T001		
120 x 120/170 H 76	81 Kg-m ³ 0,30	T002		
Piano LEGNO SQUARE ALLUNGABILE				
Dimensioni P x L x H - cm	imballo	codice		
100 x 100/150 H 76	71 Kg-m ³ 0,28	T060		
120 x 120/170 H 76	81 Kg-m ³ 0,30	T061		